

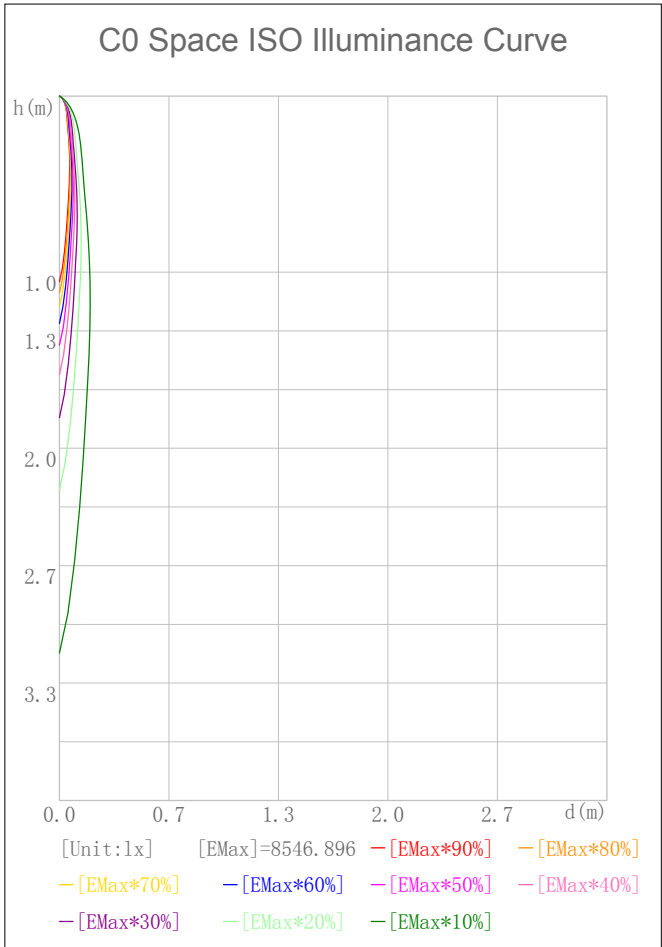
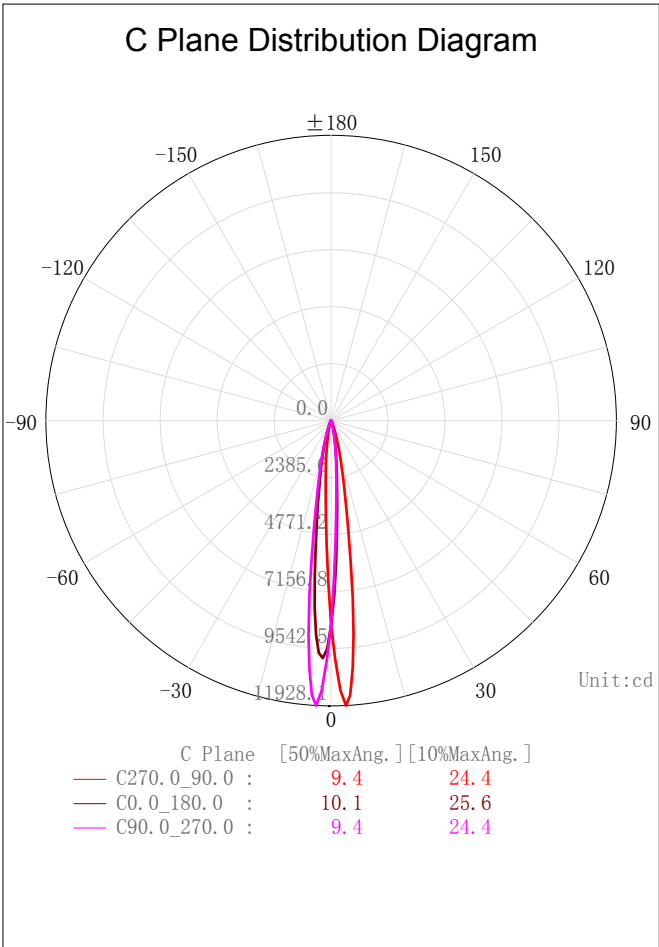
Indoor Luminaire Photometric Data

Description Information

Luminary Name:WL02-09-XX-01 2700K RA90 15D		Lum. Catalog:	Test ID: 01
Lamp Name:		Lamp Catalog: LED	Test Date: 2021/10/22
Manufacture: Shenzhen Norming Lighting Co., Ltd		Shld.Ang(°):	Test Machine:GON-2000
Test Lab: Quality Department		Frequency (Hz):	Lamp CCT (K): Ra:
Lum. Size (W*L*H):0.076m*0.076m*0.000m		Lum. Area (m2):0.005	Lum. W (kg): 0.000
Test System: C, γ	Test Step: C=90.0 γ=1.0	Temp. (°C): 25	Humidity(%): 50.0

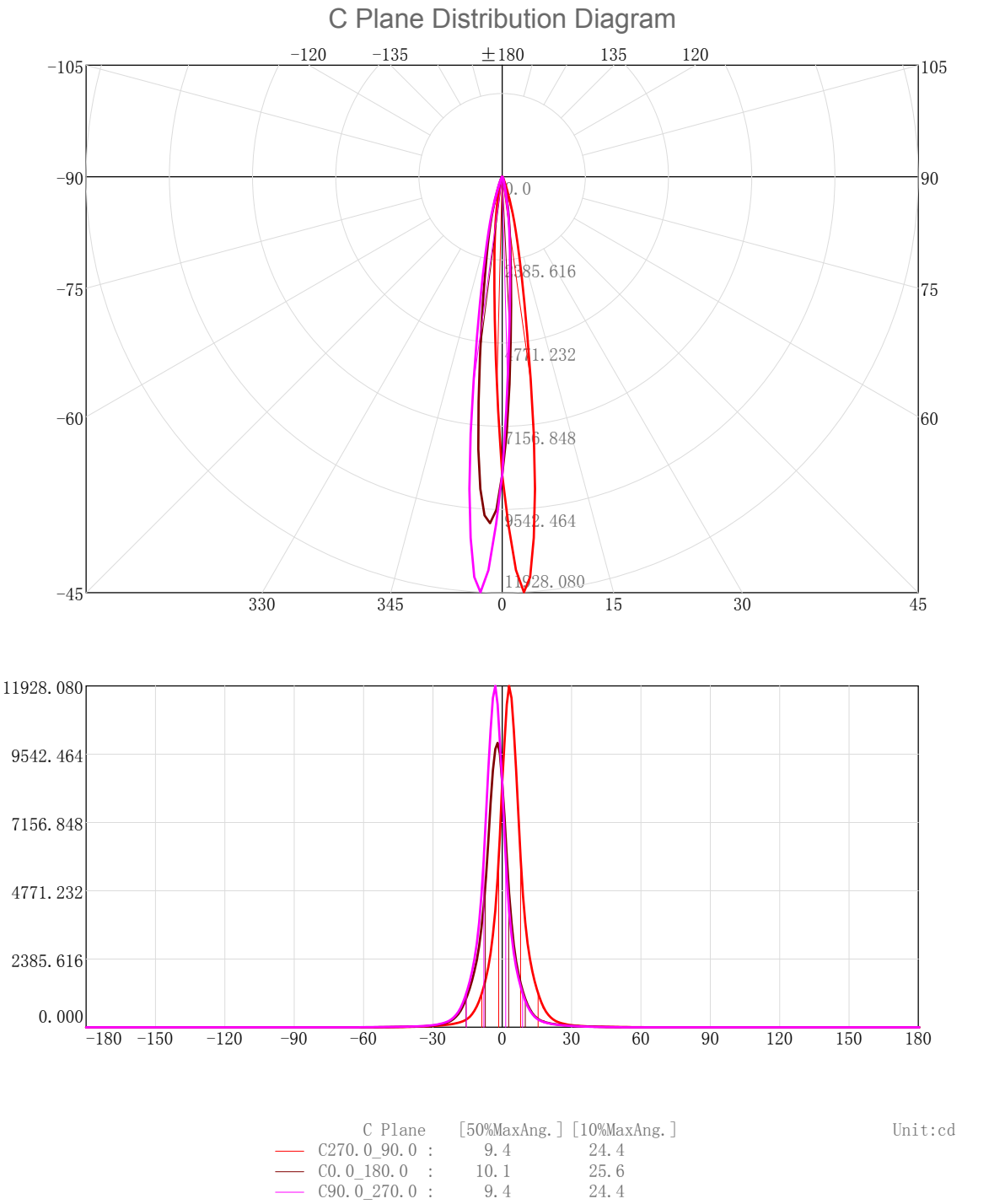
Character Parameter

Lamp Speciality Parameter		Luminaire Speciality Parameter	
Rated Flux(lm): 753.030	Luminary Flux(lm): 753.029	Field Angle(10%Imax): 24.4(°)	
Rated Power(W):	Luminary Efficiency: 100.00%	Down Lumens&Percent: 753.029lm 100.00%	
Rated Voltage(V):	Luminary EER(lm/W): 84.468	Up Lumens&Percent: 0.000lm 0.00%	
Tested Power(W): 8.915	Max. Candela(cd): 11928.080	S/MH: C0_a180=0.197 C90_270=0.211	
Lamps' Inside: 1	Max Cand@Ang. (°): C=270.0 γ=3.0	CIE Type: Semi-Direct	
Tested Electrics (V, A, pf):240.6, 0.041, 0.899	Beam Angle(50%Imax): 9.4(°)	ErP ϕ use(90°): 720.311lm	
Lamp Size (W*L*H):0.076m*0.076m*0.000m	Left=-1.5°, Right=7.9°	IRF(%): 4018.278	



2D Plane Light Intensity Distribution Curve

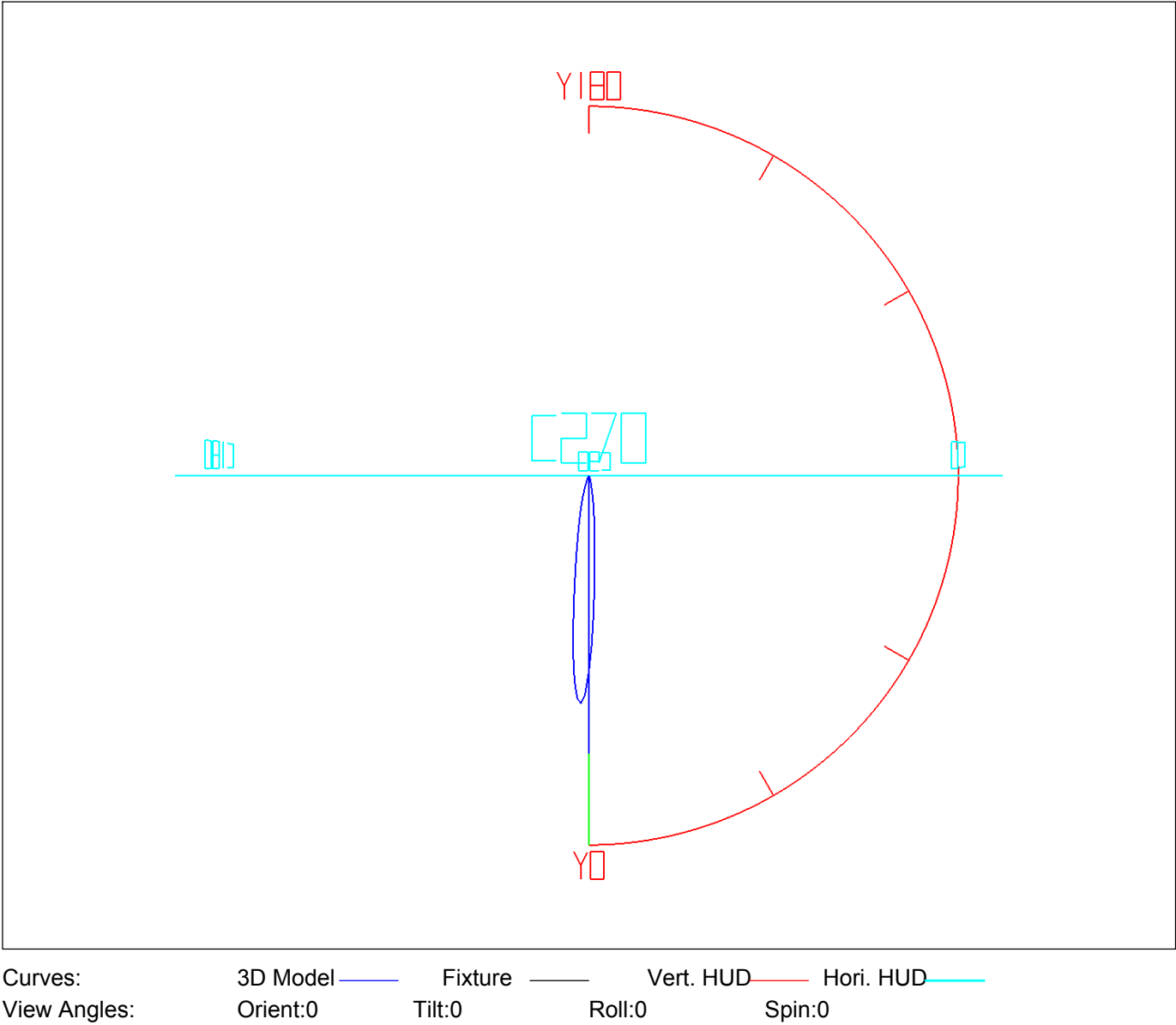
Lum. Name: WL02-09-XX-01 2700K RA90 15D	Lum. Catelog:	Test ID: 01
Lamp Name:	Lamp Catelog: LED	Test Lab: Quality Department
Manufacture: Shenzhen Norming Lighting Co., Ltd	Test Machine:GON-2000	Test Date: 2021/10/22



3D Light Intensity Distribution Modal

Lum. Name: WL02-09-XX-01 2700K RA90 15D	Lum. Catelog:	Test ID: 01
Lamp Name:	Lamp Catelog: LED	Test Lab: Quality Department
Manufacture: Shenzhen Norming Lighting Co., Ltd	Test Machine:GON-2000	Test Date: 2021/10/22

3D Light Intensity Distribution Modal



IES Indoor Report

Photometric Filename:WL02-09-XX-01 2700K RA90 15D.IES

Zonal Flux Tabulation

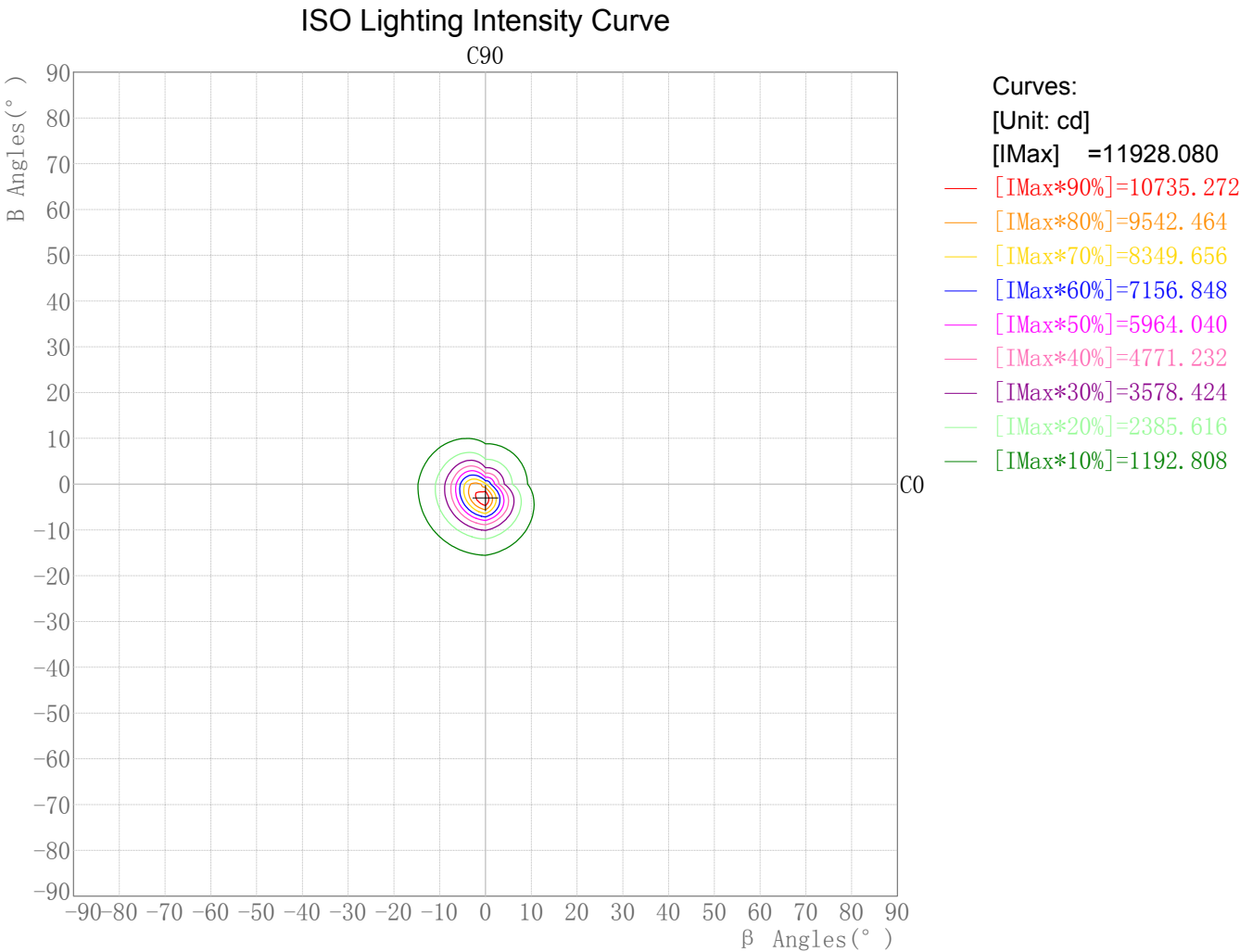
Zone(γ)	Zone Flux (lm)	Sums Flux (lm)	Zone%Lamp	Sums%Lamp	Zone(γ)	Zone Flux (lm)	Sums Flux (lm)	Zone%Lamp	Sums%Lamp
0.0-1.0	8.11	8.11	1.08	1.08	47.0-48.0	0.87	747.61	0.12	99.28
1.0-2.0	23.68	31.79	3.14	4.22	48.0-49.0	0.79	748.40	0.10	99.38
2.0-3.0	37.56	69.35	4.99	9.21	49.0-50.0	0.71	749.11	0.09	99.48
3.0-4.0	48.37	117.72	6.42	15.63	50.0-51.0	0.64	749.74	0.08	99.56
4.0-5.0	54.92	172.64	7.29	22.93	51.0-52.0	0.57	750.31	0.08	99.64
5.0-6.0	57.28	229.92	7.61	30.53	52.0-53.0	0.50	750.80	0.07	99.70
6.0-7.0	56.13	286.05	7.45	37.99	53.0-54.0	0.43	751.23	0.06	99.76
7.0-8.0	52.48	338.53	6.97	44.96	54.0-55.0	0.37	751.60	0.05	99.81
8.0-9.0	47.65	386.19	6.33	51.28	55.0-56.0	0.31	751.91	0.04	99.85
9.0-10.0	42.67	428.86	5.67	56.95	56.0-57.0	0.26	752.17	0.03	99.89
10.0-11.0	37.99	466.85	5.04	62.00	57.0-58.0	0.22	752.39	0.03	99.91
11.0-12.0	33.77	500.62	4.48	66.48	58.0-59.0	0.18	752.56	0.02	99.94
12.0-13.0	30.01	530.62	3.98	70.47	59.0-60.0	0.14	752.71	0.02	99.96
13.0-14.0	26.62	557.24	3.53	74.00	60.0-61.0	0.12	752.82	0.02	99.97
14.0-15.0	23.46	580.70	3.12	77.11	61.0-62.0	0.09	752.91	0.01	99.98
15.0-16.0	20.50	601.20	2.72	79.84	62.0-63.0	0.06	752.97	0.01	99.99
16.0-17.0	17.72	618.91	2.35	82.19	63.0-64.0	0.03	753.00	0.00	100.00
17.0-18.0	15.17	634.08	2.01	84.20	64.0-65.0	0.02	753.02	0.00	100.00
18.0-19.0	12.94	647.02	1.72	85.92	65.0-66.0	0.01	753.03	0.00	100.00
19.0-20.0	11.05	658.07	1.47	87.39	66.0-67.0	0.00	753.03	0.00	100.00
20.0-21.0	9.48	667.55	1.26	88.65	67.0-68.0	0.00	753.03	0.00	100.00
21.0-22.0	8.21	675.75	1.09	89.74	68.0-69.0	0.00	753.03	0.00	100.00
22.0-23.0	7.19	682.94	0.95	90.69	69.0-70.0	0.00	753.03	0.00	100.00
23.0-24.0	6.37	689.31	0.85	91.54	70.0-71.0	0.00	753.03	0.00	100.00
24.0-25.0	5.69	695.00	0.76	92.29	71.0-72.0	0.00	753.03	0.00	100.00
25.0-26.0	5.11	700.10	0.68	92.97	72.0-73.0	0.00	753.03	0.00	100.00
26.0-27.0	4.60	704.70	0.61	93.58	73.0-74.0	0.00	753.03	0.00	100.00
27.0-28.0	4.15	708.85	0.55	94.13	74.0-75.0	0.00	753.03	0.00	100.00
28.0-29.0	3.76	712.60	0.50	94.63	75.0-76.0	0.00	753.03	0.00	100.00
29.0-30.0	3.41	716.02	0.45	95.08	76.0-77.0	0.00	753.03	0.00	100.00
30.0-31.0	3.11	719.13	0.41	95.50	77.0-78.0	0.00	753.03	0.00	100.00
31.0-32.0	2.85	721.97	0.38	95.88	78.0-79.0	0.00	753.03	0.00	100.00
32.0-33.0	2.61	724.59	0.35	96.22	79.0-80.0	0.00	753.03	0.00	100.00
33.0-34.0	2.41	727.00	0.32	96.54	80.0-81.0	0.00	753.03	0.00	100.00
34.0-35.0	2.23	729.23	0.30	96.84	81.0-82.0	0.00	753.03	0.00	100.00
35.0-36.0	2.08	731.31	0.28	97.12	82.0-83.0	0.00	753.03	0.00	100.00
36.0-37.0	1.93	733.24	0.26	97.37	83.0-84.0	0.00	753.03	0.00	100.00
37.0-38.0	1.80	735.04	0.24	97.61	84.0-85.0	0.00	753.03	0.00	100.00
38.0-39.0	1.68	736.72	0.22	97.83	85.0-86.0	0.00	753.03	0.00	100.00
39.0-40.0	1.58	738.30	0.21	98.04	86.0-87.0	0.00	753.03	0.00	100.00
40.0-41.0	1.47	739.77	0.20	98.24	87.0-88.0	0.00	753.03	0.00	100.00
41.0-42.0	1.38	741.15	0.18	98.42	88.0-89.0	0.00	753.03	0.00	100.00
42.0-43.0	1.29	742.44	0.17	98.59	89.0-90.0	0.00	753.03	0.00	100.00
43.0-44.0	1.20	743.65	0.16	98.75	90.0-91.0	0.00	753.03	0.00	100.00
44.0-45.0	1.11	744.76	0.15	98.90	91.0-92.0	0.00	753.03	0.00	100.00
45.0-46.0	1.03	745.79	0.14	99.04	92.0-93.0	0.00	753.03	0.00	100.00
46.0-47.0	0.95	746.74	0.13	99.16	93.0-94.0	0.00	753.03	0.00	100.00

Zonal Flux Tabulation - (Cont.)

Zone(γ)	Zone Flux (lm)	Sums Flux (lm)	Zone%Lamp	Sums%Lamp	Zone(γ)	Zone Flux (lm)	Sums Flux (lm)	Zone%Lamp	Sums%Lamp
94.0-95.0	0.00	753.03	0.00	100.00	141.0-142.0	0.00	753.03	0.00	100.00
95.0-96.0	0.00	753.03	0.00	100.00	142.0-143.0	0.00	753.03	0.00	100.00
96.0-97.0	0.00	753.03	0.00	100.00	143.0-144.0	0.00	753.03	0.00	100.00
97.0-98.0	0.00	753.03	0.00	100.00	144.0-145.0	0.00	753.03	0.00	100.00
98.0-99.0	0.00	753.03	0.00	100.00	145.0-146.0	0.00	753.03	0.00	100.00
99.0-100.0	0.00	753.03	0.00	100.00	146.0-147.0	0.00	753.03	0.00	100.00
100.0-101.0	0.00	753.03	0.00	100.00	147.0-148.0	0.00	753.03	0.00	100.00
101.0-102.0	0.00	753.03	0.00	100.00	148.0-149.0	0.00	753.03	0.00	100.00
102.0-103.0	0.00	753.03	0.00	100.00	149.0-150.0	0.00	753.03	0.00	100.00
103.0-104.0	0.00	753.03	0.00	100.00	150.0-151.0	0.00	753.03	0.00	100.00
104.0-105.0	0.00	753.03	0.00	100.00	151.0-152.0	0.00	753.03	0.00	100.00
105.0-106.0	0.00	753.03	0.00	100.00	152.0-153.0	0.00	753.03	0.00	100.00
106.0-107.0	0.00	753.03	0.00	100.00	153.0-154.0	0.00	753.03	0.00	100.00
107.0-108.0	0.00	753.03	0.00	100.00	154.0-155.0	0.00	753.03	0.00	100.00
108.0-109.0	0.00	753.03	0.00	100.00	155.0-156.0	0.00	753.03	0.00	100.00
109.0-110.0	0.00	753.03	0.00	100.00	156.0-157.0	0.00	753.03	0.00	100.00
110.0-111.0	0.00	753.03	0.00	100.00	157.0-158.0	0.00	753.03	0.00	100.00
111.0-112.0	0.00	753.03	0.00	100.00	158.0-159.0	0.00	753.03	0.00	100.00
112.0-113.0	0.00	753.03	0.00	100.00	159.0-160.0	0.00	753.03	0.00	100.00
113.0-114.0	0.00	753.03	0.00	100.00	160.0-161.0	0.00	753.03	0.00	100.00
114.0-115.0	0.00	753.03	0.00	100.00	161.0-162.0	0.00	753.03	0.00	100.00
115.0-116.0	0.00	753.03	0.00	100.00	162.0-163.0	0.00	753.03	0.00	100.00
116.0-117.0	0.00	753.03	0.00	100.00	163.0-164.0	0.00	753.03	0.00	100.00
117.0-118.0	0.00	753.03	0.00	100.00	164.0-165.0	0.00	753.03	0.00	100.00
118.0-119.0	0.00	753.03	0.00	100.00	165.0-166.0	0.00	753.03	0.00	100.00
119.0-120.0	0.00	753.03	0.00	100.00	166.0-167.0	0.00	753.03	0.00	100.00
120.0-121.0	0.00	753.03	0.00	100.00	167.0-168.0	0.00	753.03	0.00	100.00
121.0-122.0	0.00	753.03	0.00	100.00	168.0-169.0	0.00	753.03	0.00	100.00
122.0-123.0	0.00	753.03	0.00	100.00	169.0-170.0	0.00	753.03	0.00	100.00
123.0-124.0	0.00	753.03	0.00	100.00	170.0-171.0	0.00	753.03	0.00	100.00
124.0-125.0	0.00	753.03	0.00	100.00	171.0-172.0	0.00	753.03	0.00	100.00
125.0-126.0	0.00	753.03	0.00	100.00	172.0-173.0	0.00	753.03	0.00	100.00
126.0-127.0	0.00	753.03	0.00	100.00	173.0-174.0	0.00	753.03	0.00	100.00
127.0-128.0	0.00	753.03	0.00	100.00	174.0-175.0	0.00	753.03	0.00	100.00
128.0-129.0	0.00	753.03	0.00	100.00	175.0-176.0	0.00	753.03	0.00	100.00
129.0-130.0	0.00	753.03	0.00	100.00	176.0-177.0	0.00	753.03	0.00	100.00
130.0-131.0	0.00	753.03	0.00	100.00	177.0-178.0	0.00	753.03	0.00	100.00
131.0-132.0	0.00	753.03	0.00	100.00	178.0-179.0	0.00	753.03	0.00	100.00
132.0-133.0	0.00	753.03	0.00	100.00	179.0-180.0	0.00	753.03	0.00	100.00
133.0-134.0	0.00	753.03	0.00	100.00					
134.0-135.0	0.00	753.03	0.00	100.00					
135.0-136.0	0.00	753.03	0.00	100.00					
136.0-137.0	0.00	753.03	0.00	100.00					
137.0-138.0	0.00	753.03	0.00	100.00					
138.0-139.0	0.00	753.03	0.00	100.00					
139.0-140.0	0.00	753.03	0.00	100.00					
140.0-141.0	0.00	753.03	0.00	100.00					

Rectangle ISO Lighting Intensity Diagram

Lum. Name: WL02-09-XX-01 2700K RA90 15D	Lum. Catalog:	Test ID: 01
Lamp Name:	Lamp Catalog: LED	Test Lab: Quality Department
Manufacture: Shenzhen Norming Lighting Co., Ltd	Test Machine:GON-2000	Test Date: 2021/10/22



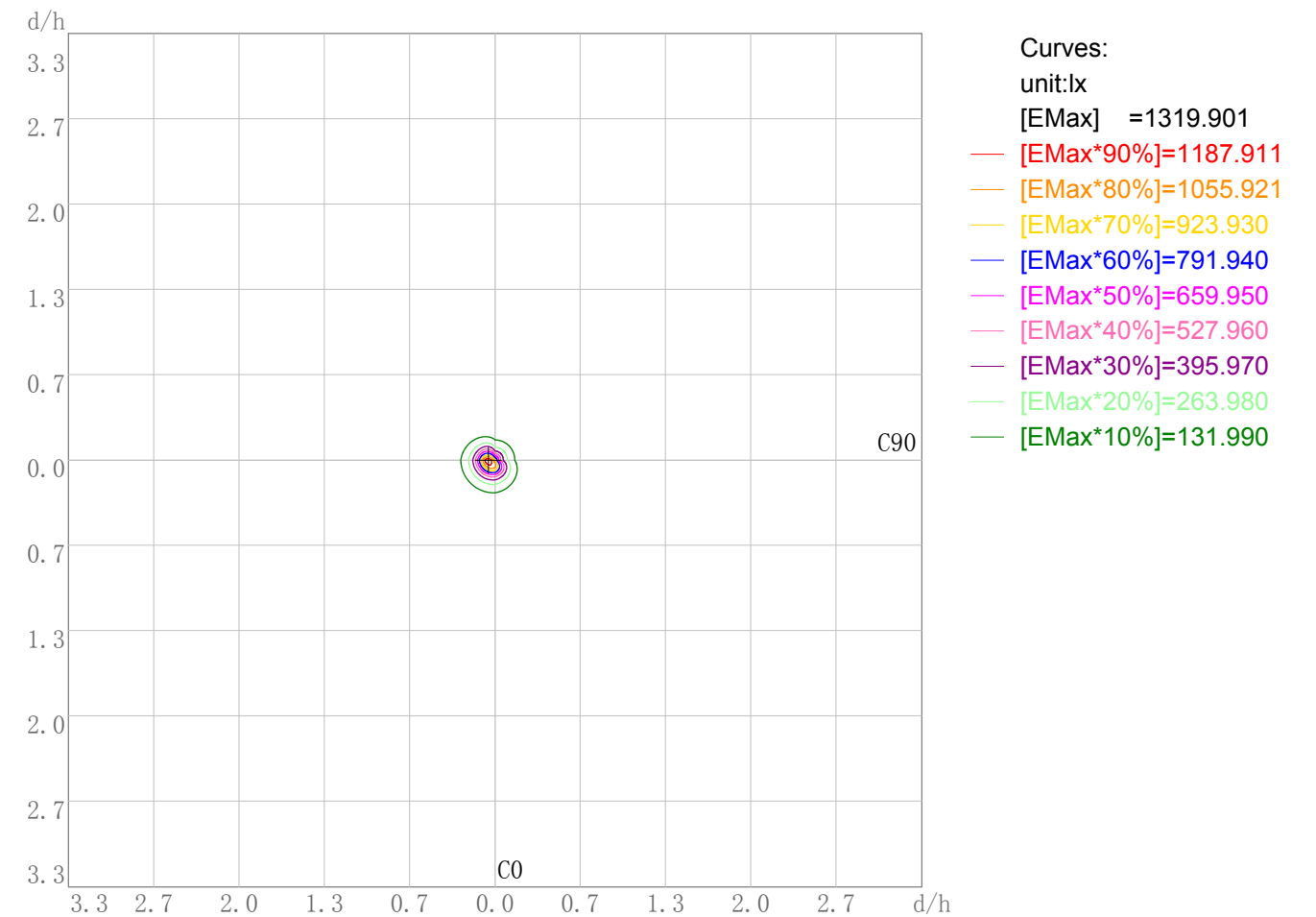
Maximum Light Intensity(cd): 11928.08

Maximum Cand.@Angle: H=-0.0°,V=-3.0°

Plane ISO-Illuminance Diagram

Lum. Name: WL02-09-XX-01 2700K RA90 15D	Lum. Catalog:	Test ID: 01
Lamp Name:	Lamp Catalog: LED	Test Lab: Quality Department
Manufacture: Shenzhen Norming Lighting Co., Ltd	Test Machine:GON-2000	Test Date: 2021/10/22

Plane ISO-Illuminance Curve



Working Plane Luminaire Mounting Height(m): 3.00

Working Plane Maximum Illuminance(lx): 1319.90

Working Plane Maximum Illuminance Position(d/h):H-0.1 V-0.0

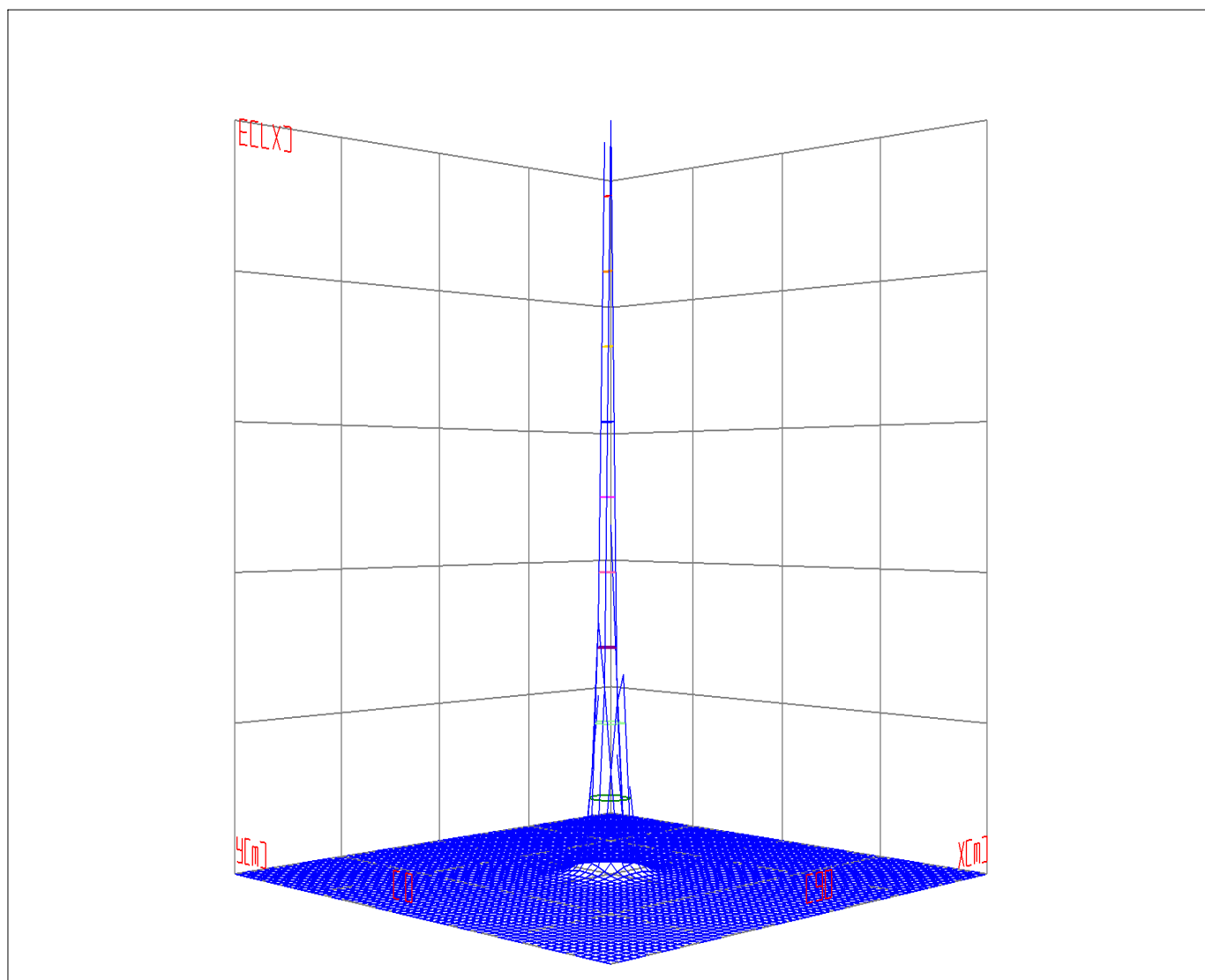
# IES Indoor Report

Photometric Filename:WL02-09-XX-01 2700K RA90 15D.IES

## 3D Plane ISO Illuminance Diagram

Lum. Name: WL02-09-XX-01 2700K RA90 15D	Lum. Catalog:	Test ID: 01
Lamp Name:	Lamp Catalog: LED	Test Lab: Quality Department
Manufacture: Shenzhen Norming Lighting Co., Ltd	Test Machine:GON-2000	Test Date: 2021/10/22

## 3D Plane Illuminance Modal



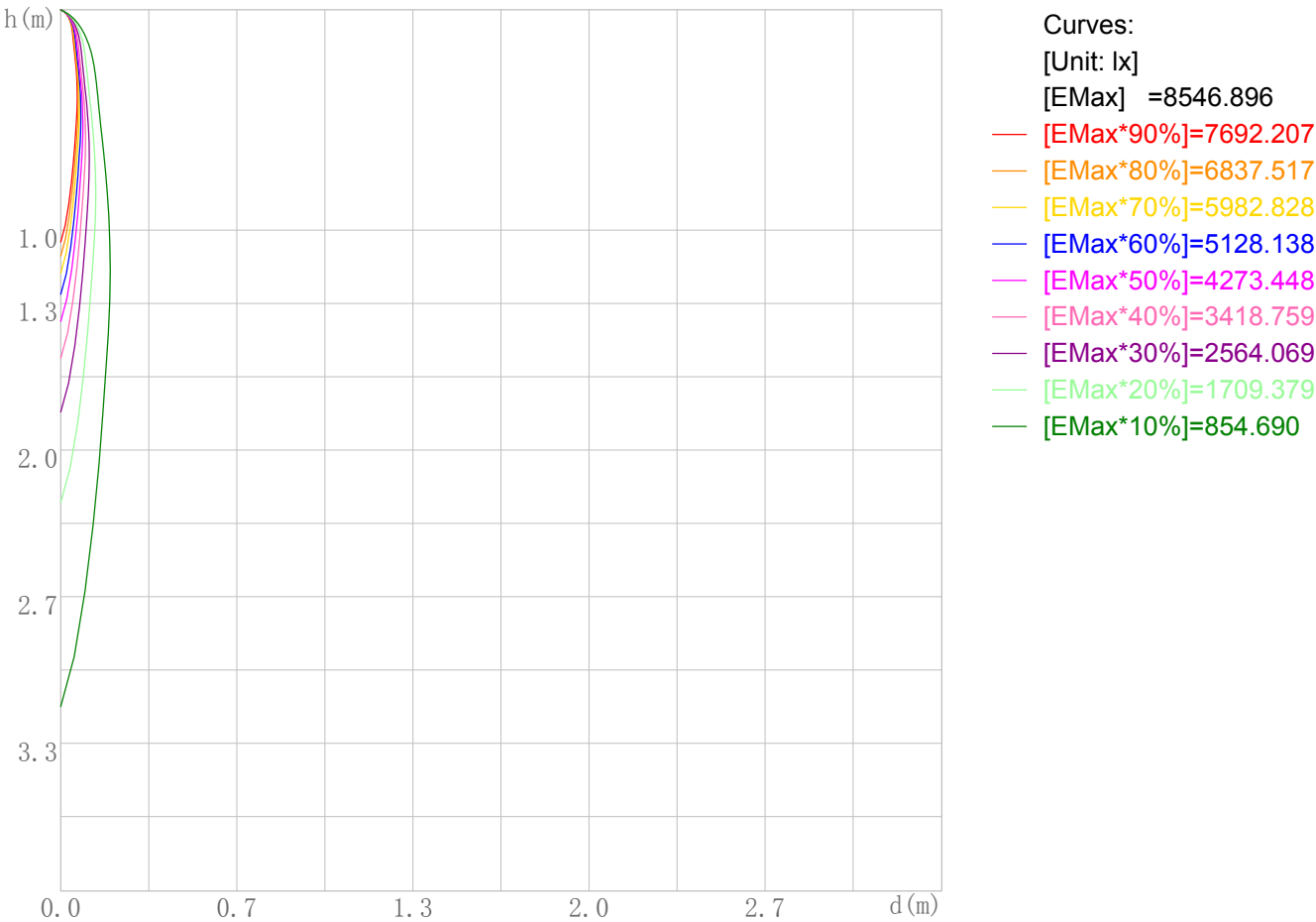
Curves: 3D Model — 90% — 80% — 70% — 60% — 50% — 40% — 30% — 20% — 10% —  
View Angles(deg): 0 Height(m): 3.0 Distance(m): 10.0



Space ISO Illuminance Diagram

Lum. Name: WL02-09-XX-01 2700K RA90 15D	Lum. Catalog:	Test ID: 01
Lamp Name:	Lamp Catalog: LED	Test Lab: Quality Department
Manufacture: Shenzhen Norming Lighting Co., Ltd	Test Machine:GON-2000	Test Date: 2021/10/22

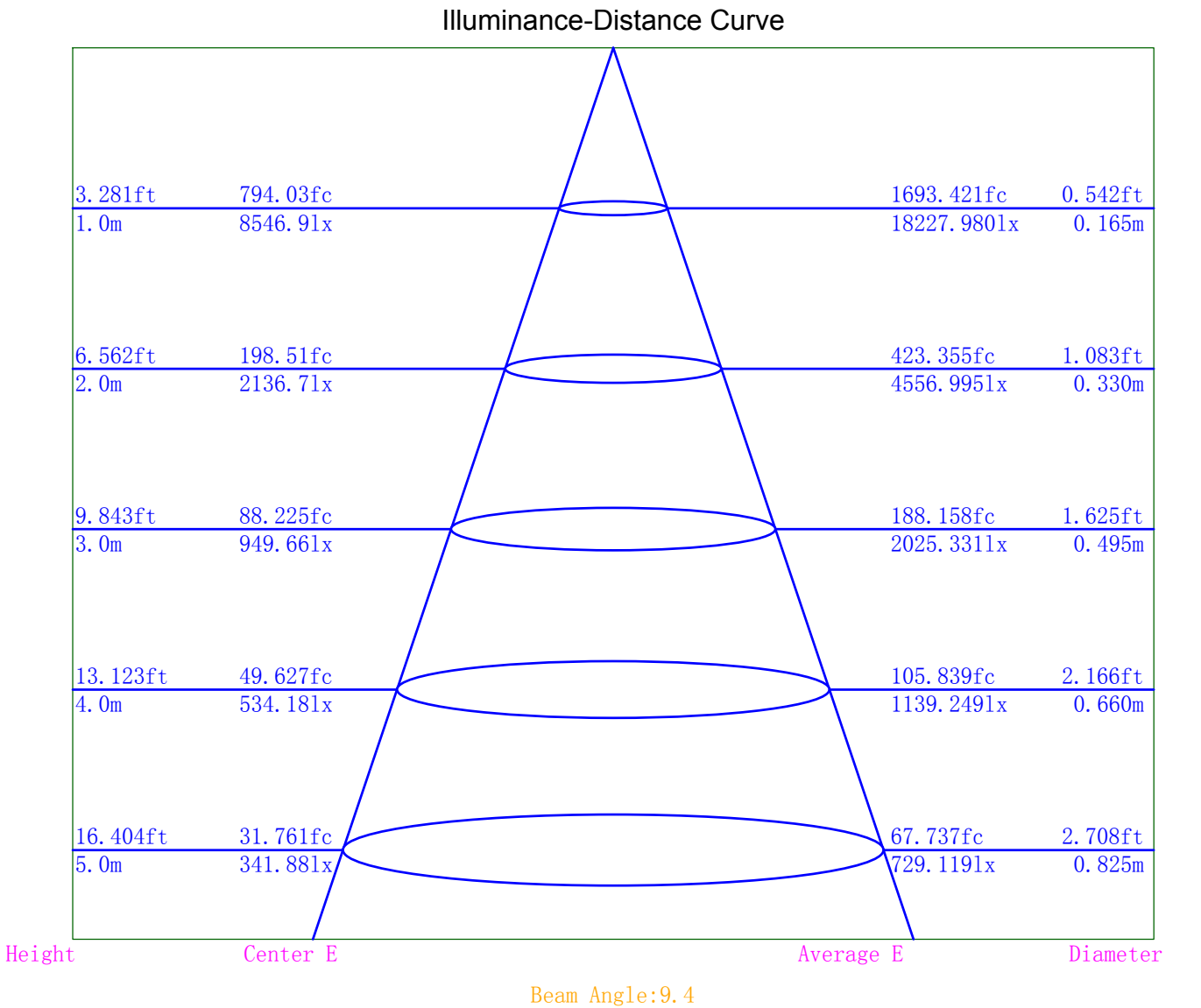
Space ISO Illuminance Curve



Space Plane Maximum Illuminance and @Angle:8546.90lx,0.0deg  
Plane Maximum Lighting Intensity and @Angle:8546.896cd,0deg

Illuminance-Distance Diagram

Lum. Name:    WL02-09-XX-01 2700K RA90 15D	Lum. Catelog:	Test ID:    01
Lamp Name:	Lamp Catelog: LED	Test Lab:    Quality Department
Manufacture: Shenzhen Norming Lighting Co., Ltd	Test Machine:GON-2000	Test Date: 2021/10/22



Indoor Luminance Limiting Curves

Lum. Name: WL02-09-XX-01 2700K RA90 15D	Lum. Catalog:	Test ID: 01
Lamp Name:	Lamp Catalog: LED	Test Lab: Quality Department
Manufacture: Shenzhen Norming Lighting Co., Ltd	Test Machine:GON-2000	Test Date: 2021/10/22

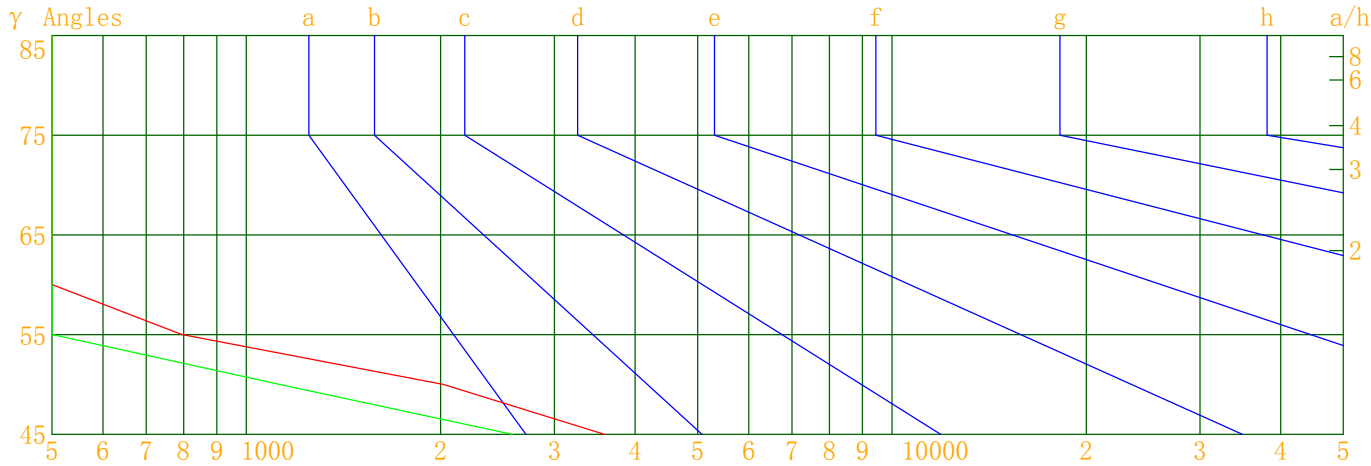
Glare Grade Table

GI	Quality	Using Illuminance							
1.15	A	2000	1000	500	<=300				
1.5	B		2000	1000	500	<=300			
1.85	C			2000	1000	500	<=300		
2.2	D				2000	1000	500	<=300	
2.55	E	a				2000	1000	500	<=300
			b	c	d	e	f	g	h

Luminance Table

Gama(deg)	45	50	55	60	65	70	75	80	85
C0	3588	2019	794	0	0	0	0	0	0
C90	2582	1126	0	0	0	0	0	0	0

Luminance Limiting Curve



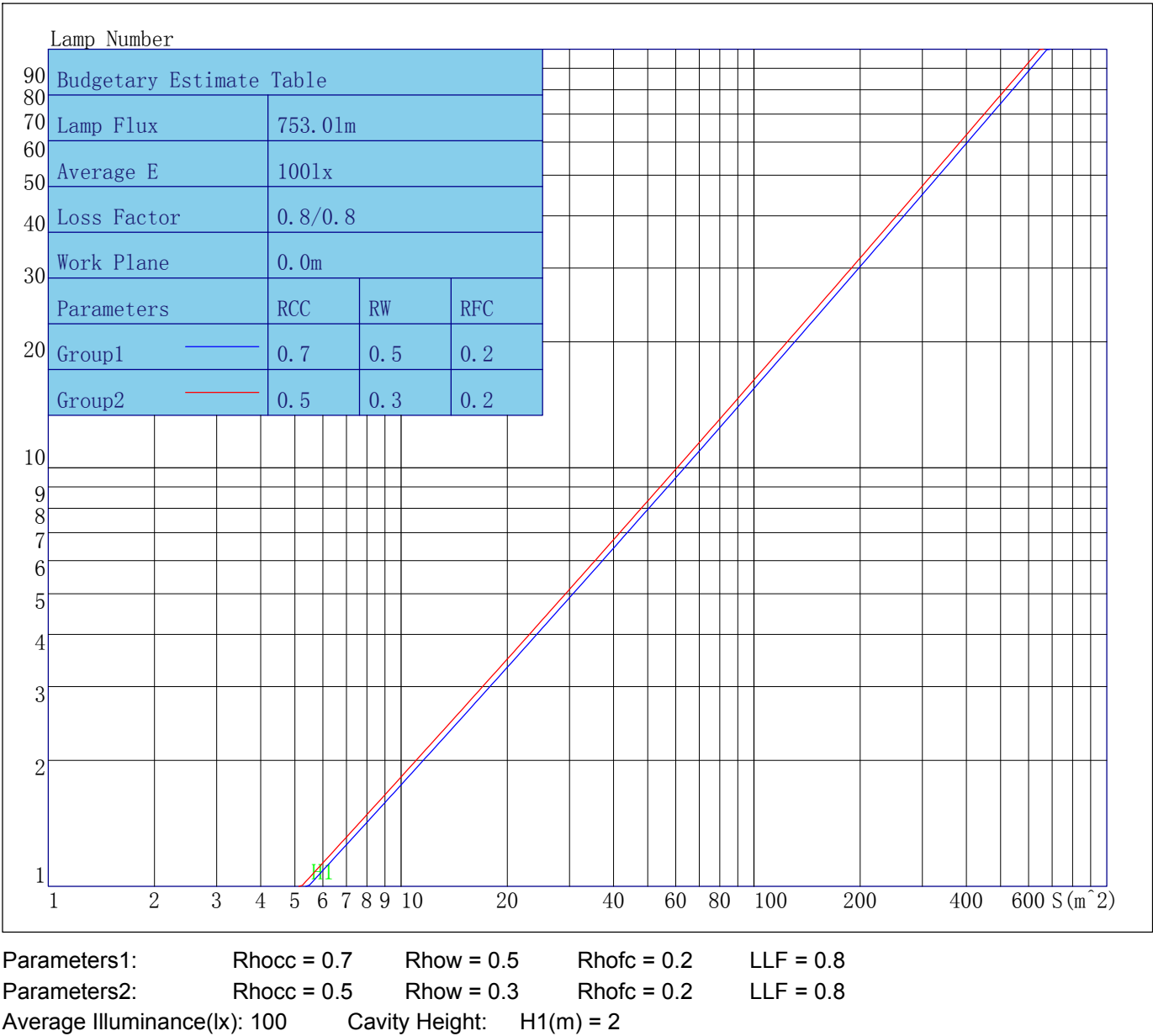
Luminous Size: Length(m)=-0.076 Width(m)=-0.076 Height(m)=0.000 Area(m^2)=0.004536

Luminous Type: Without Luminous Side

Luminous Curves: C0-C180 Color: C90-C270 Color:

Indoor Budgetary Estimate Table

Lum. Name: WL02-09-XX-01 2700K RA90 15D	Lum. Catalog:	Test ID: 01
Lamp Name:	Lamp Catalog: LED	Test Lab: Quality Department
Manufacture: Shenzhen Norming Lighting Co., Ltd	Test Machine:GON-2000	Test Date: 2021/10/22



Indoor Coefficient of Utilization Table

Lum. Name: WL02-09-XX-01 2700K RA90 15D	Lum. Catelog:	Test ID: 01
Lamp Name:	Lamp Catelog: LED	Test Lab: Quality Department
Manufacture: Shenzhen Norming Lighting Co., Ltd	Test Machine:GON-2000	Test Date: 2021/10/22

Coefficients of Utilization - Zonal Cavity Method																		
Coef.	Effective Floor Cavity Reflectance RFC=0.20																	
RhoCC (%)	80				70				50			30			10			0
RhoW (%)	70	50	30	10	70	50	30	10	50	30	10	50	30	10	50	30	10	0
RCR	Coefficient of Utilization(%)																	
0	119	119	119	119	116	116	116	116	111	111	111	106	106	106	102	102	102	100
1	116	114	112	110	113	112	110	109	108	106	105	104	103	102	101	100	99	98
2	112	109	107	104	110	108	105	103	104	103	101	102	100	99	99	98	97	95
3	109	105	102	100	108	104	101	99	102	99	97	99	98	96	97	96	95	93
4	107	102	99	96	105	101	98	96	99	97	94	97	95	93	96	94	92	91
5	104	99	96	93	103	98	95	93	97	94	92	95	93	91	94	92	91	90
6	102	97	93	91	101	96	93	90	95	92	90	94	91	89	93	90	89	88
7	100	94	91	88	99	94	91	88	93	90	88	92	89	87	91	89	87	86
8	98	92	89	87	97	92	89	86	91	88	86	90	88	86	90	87	86	85
9	96	91	87	85	95	90	87	85	89	87	85	89	86	84	88	86	84	83
10	94	89	86	83	94	89	85	83	88	85	83	87	85	83	87	84	83	82

Unified Glare Rating Table

Lum. Name: WL02-09-XX-01 2700K RA90 15D	Lum. Catelog:	Test ID: 01
Lamp Name:	Lamp Catelog: LED	Test Lab: Quality Department
Manufacture: Shenzhen Norming Lighting Co., Ltd	Test Machine:GON-2000	Test Date: 2021/10/22

Unified Glare Rating Table

Ceiling RCC	0.70	0.70	0.50	0.50	0.30	0.70	0.70	0.50	0.50	0.30	
Wall RW	0.50	0.30	0.50	0.30	0.30	0.50	0.30	0.50	0.30	0.30	
Floor RFC	0.20	0.20	0.20	0.20	0.20	0.20	0.20	0.20	0.20	0.20	
Room Size	Vewed crosswise					Vewed endwise					
X=2H    Y=2H	6.0	6.9	6.3	7.2	7.6	4.7	5.6	5.0	6.0	6.3	
	Y=3H	5.7	6.6	6.1	6.9	7.3	4.5	5.3	4.9	5.7	6.0
	Y=4H	5.6	6.4	6.0	6.8	7.2	4.4	5.2	4.8	5.5	5.9
	Y=6H	5.5	6.3	5.9	6.6	7.0	4.2	5.0	4.7	5.4	5.7
	Y=8H	5.5	6.2	5.9	6.5	7.0	4.2	4.9	4.6	5.3	5.7
	Y=12H	5.4	6.1	5.8	6.4	6.9	4.1	4.8	4.6	5.2	5.6
X=4H    Y=2H	5.7	6.5	6.1	6.8	7.2	4.4	5.2	4.8	5.5	5.9	
	Y=3H	5.5	6.1	5.9	6.5	6.9	4.2	4.8	4.6	5.2	5.6
	Y=4H	5.3	5.9	5.8	6.4	6.8	4.0	4.6	4.5	5.1	5.5
	Y=6H	5.2	5.7	5.7	6.2	6.7	3.9	4.4	4.4	4.9	5.4
	Y=8H	5.1	5.6	5.6	6.1	6.6	3.8	4.3	4.3	4.8	5.3
	Y=12H	5.1	5.5	5.6	6.0	6.5	3.8	4.2	4.3	4.7	5.2
X=8H    Y=4H	5.1	5.6	5.6	6.1	6.6	3.8	4.3	4.3	4.8	5.3	
	Y=6H	5.0	5.4	5.5	5.9	6.4	3.7	4.1	4.2	4.6	5.1
	Y=8H	4.9	5.3	5.5	5.8	6.3	3.6	4.0	4.2	4.5	5.0
	Y=12H	4.9	5.2	5.4	5.7	6.3	3.6	3.9	4.1	4.4	5.0
X=12H    Y=4H	5.1	5.5	5.6	6.0	6.5	3.8	4.2	4.3	4.7	5.2	
	Y=6H	4.9	5.3	5.5	5.8	6.3	3.6	4.0	4.2	4.5	5.0
	Y=8H	4.9	5.2	5.4	5.7	6.3	3.6	3.9	4.1	4.4	5.0
Variations with the objerver position at spacings											
S=1.0H	0.0/0.0					0.0/0.0					
S=1.5H	0.0/0.0					0.0/0.0					
S=2.0H	13.0/0.0					0.0/0.0					
Reduced UGR Table:											
Nordic Standard Table:	BK0					BK0					
Correction Value	0.0					0.0					

o the CIE Pub.117, data has been corrected, refers to the lamp’s lumens 8.2flm.

Candela Tabulation

V/H	C0.0	C90.0	C180.0	C270.0
γ 0.0	8546.9	8546.9	8546.9	8546.9
γ 1.0	7370.0	6710.7	9549.6	9957.7
γ 2.0	5957.9	5219.4	9938.4	11283.8
γ 3.0	4693.3	4083.4	9720.5	11928.1
γ 4.0	3670.2	3228.9	8969.7	11505.3
γ 5.0	2881.3	2588.6	7836.1	10387.4
γ 6.0	2306.3	2104.5	6491.7	8999.2
γ 7.0	1882.4	1725.5	5241.3	7423.2
γ 8.0	1533.4	1412.9	4252.2	5863.1
γ 9.0	1240.0	1146.3	3470.7	4601.5
γ 10.0	992.8	921.5	2835.4	3652.7
γ 11.0	791.2	733.2	2350.2	2930.5
γ 12.0	626.8	578.5	1964.0	2382.1
γ 13.0	497.0	460.6	1645.5	1959.7
γ 14.0	397.7	369.1	1369.5	1618.2
γ 15.0	323.2	299.4	1130.1	1328.5
γ 16.0	268.0	249.0	918.0	1079.1
γ 17.0	227.4	210.9	733.9	864.3
γ 18.0	196.0	181.7	581.6	684.2
γ 19.0	171.1	158.4	460.4	540.6
γ 20.0	150.9	139.2	365.7	428.7
γ 21.0	133.8	122.9	292.0	342.4
γ 22.0	119.5	109.3	236.6	276.9
γ 23.0	107.1	97.5	195.1	228.0
γ 24.0	96.5	87.3	162.8	190.6
γ 25.0	87.3	78.7	137.0	160.7
γ 26.0	79.0	70.9	115.7	136.1
γ 27.0	71.8	63.9	98.0	115.9
γ 28.0	65.2	57.9	83.6	99.0
γ 29.0	59.4	52.4	71.9	85.0
γ 30.0	54.1	47.5	62.1	73.2
γ 31.0	49.2	42.8	54.4	63.8
γ 32.0	44.5	38.6	48.1	56.0
γ 33.0	40.4	34.8	42.8	49.7
γ 34.0	36.6	31.3	38.5	44.6
γ 35.0	33.1	28.2	34.8	40.5
γ 36.0	30.1	25.3	31.8	36.9
γ 37.0	27.2	22.7	29.4	33.6
γ 38.0	24.5	20.3	27.1	31.0
γ 39.0	22.2	18.0	25.3	28.9
γ 40.0	19.9	16.0	23.5	26.9
γ 41.0	17.9	14.1	22.0	25.2
γ 42.0	16.1	12.5	20.5	23.5
γ 43.0	14.5	11.0	19.2	22.0
γ 44.0	12.8	9.6	17.8	20.5
γ 45.0	11.5	8.3	16.3	19.1
γ 46.0	10.1	7.1	15.1	17.8

Candela Tabulation - (Cont.)

V/H	C0.0	C90.0	C180.0	C270.0
γ 47.0	9.0	6.1	13.8	16.5
γ 48.0	7.9	5.1	12.6	15.1
γ 49.0	6.8	4.1	11.4	13.8
γ 50.0	5.9	3.3	10.3	12.5
γ 51.0	5.0	2.5	9.2	11.4
γ 52.0	4.1	1.8	8.3	10.3
γ 53.0	3.4	1.1	7.3	9.2
γ 54.0	2.7	0.5	6.3	8.3
γ 55.0	2.1	0.0	5.4	7.4
γ 56.0	1.4	0.0	4.7	6.4
γ 57.0	0.8	0.0	4.0	5.7
γ 58.0	0.1	0.0	3.2	4.9
γ 59.0	0.0	0.0	2.5	4.2
γ 60.0	0.0	0.0	1.9	3.5
γ 61.0	0.0	0.0	1.3	2.9
γ 62.0	0.0	0.0	0.7	2.2
γ 63.0	0.0	0.0	0.1	1.7
γ 64.0	0.0	0.0	0.0	1.1
γ 65.0	0.0	0.0	0.0	0.5
γ 66.0	0.0	0.0	0.0	0.0
γ 67.0	0.0	0.0	0.0	0.0
γ 68.0	0.0	0.0	0.0	0.0
γ 69.0	0.0	0.0	0.0	0.0
γ 70.0	0.0	0.0	0.0	0.0
γ 71.0	0.0	0.0	0.0	0.0
γ 72.0	0.0	0.0	0.0	0.0
γ 73.0	0.0	0.0	0.0	0.0
γ 74.0	0.0	0.0	0.0	0.0
γ 75.0	0.0	0.0	0.0	0.0
γ 76.0	0.0	0.0	0.0	0.0
γ 77.0	0.0	0.0	0.0	0.0
γ 78.0	0.0	0.0	0.0	0.0
γ 79.0	0.0	0.0	0.0	0.0
γ 80.0	0.0	0.0	0.0	0.0
γ 81.0	0.0	0.0	0.0	0.0
γ 82.0	0.0	0.0	0.0	0.0
γ 83.0	0.0	0.0	0.0	0.0
γ 84.0	0.0	0.0	0.0	0.0
γ 85.0	0.0	0.0	0.0	0.0
γ 86.0	0.0	0.0	0.0	0.0
γ 87.0	0.0	0.0	0.0	0.0
γ 88.0	0.0	0.0	0.0	0.0
γ 89.0	0.0	0.0	0.0	0.0
γ 90.0	0.0	0.0	0.0	0.0
γ 91.0	0.0	0.0	0.0	0.0
γ 92.0	0.0	0.0	0.0	0.0
γ 93.0	0.0	0.0	0.0	0.0

---



Candela Tabulation - (Cont.)

V/H	C0.0	C90.0	C180.0	C270.0
γ 94.0	0.0	0.0	0.0	0.0
γ 95.0	0.0	0.0	0.0	0.0
γ 96.0	0.0	0.0	0.0	0.0
γ 97.0	0.0	0.0	0.0	0.0
γ 98.0	0.0	0.0	0.0	0.0
γ 99.0	0.0	0.0	0.0	0.0
γ 100.0	0.0	0.0	0.0	0.0
γ 101.0	0.0	0.0	0.0	0.0
γ 102.0	0.0	0.0	0.0	0.0
γ 103.0	0.0	0.0	0.0	0.0
γ 104.0	0.0	0.0	0.0	0.0
γ 105.0	0.0	0.0	0.0	0.0
γ 106.0	0.0	0.0	0.0	0.0
γ 107.0	0.0	0.0	0.0	0.0
γ 108.0	0.0	0.0	0.0	0.0
γ 109.0	0.0	0.0	0.0	0.0
γ 110.0	0.0	0.0	0.0	0.0
γ 111.0	0.0	0.0	0.0	0.0
γ 112.0	0.0	0.0	0.0	0.0
γ 113.0	0.0	0.0	0.0	0.0
γ 114.0	0.0	0.0	0.0	0.0
γ 115.0	0.0	0.0	0.0	0.0
γ 116.0	0.0	0.0	0.0	0.0
γ 117.0	0.0	0.0	0.0	0.0
γ 118.0	0.0	0.0	0.0	0.0
γ 119.0	0.0	0.0	0.0	0.0
γ 120.0	0.0	0.0	0.0	0.0
γ 121.0	0.0	0.0	0.0	0.0
γ 122.0	0.0	0.0	0.0	0.0
γ 123.0	0.0	0.0	0.0	0.0
γ 124.0	0.0	0.0	0.0	0.0
γ 125.0	0.0	0.0	0.0	0.0
γ 126.0	0.0	0.0	0.0	0.0
γ 127.0	0.0	0.0	0.0	0.0
γ 128.0	0.0	0.0	0.0	0.0
γ 129.0	0.0	0.0	0.0	0.0
γ 130.0	0.0	0.0	0.0	0.0
γ 131.0	0.0	0.0	0.0	0.0
γ 132.0	0.0	0.0	0.0	0.0
γ 133.0	0.0	0.0	0.0	0.0
γ 134.0	0.0	0.0	0.0	0.0
γ 135.0	0.0	0.0	0.0	0.0
γ 136.0	0.0	0.0	0.0	0.0
γ 137.0	0.0	0.0	0.0	0.0
γ 138.0	0.0	0.0	0.0	0.0
γ 139.0	0.0	0.0	0.0	0.0
γ 140.0	0.0	0.0	0.0	0.0

Candela Tabulation - (Cont.)

V/H	C0.0	C90.0	C180.0	C270.0
γ 141.0	0.0	0.0	0.0	0.0
γ 142.0	0.0	0.0	0.0	0.0
γ 143.0	0.0	0.0	0.0	0.0
γ 144.0	0.0	0.0	0.0	0.0
γ 145.0	0.0	0.0	0.0	0.0
γ 146.0	0.0	0.0	0.0	0.0
γ 147.0	0.0	0.0	0.0	0.0
γ 148.0	0.0	0.0	0.0	0.0
γ 149.0	0.0	0.0	0.0	0.0
γ 150.0	0.0	0.0	0.0	0.0
γ 151.0	0.0	0.0	0.0	0.0
γ 152.0	0.0	0.0	0.0	0.0
γ 153.0	0.0	0.0	0.0	0.0
γ 154.0	0.0	0.0	0.0	0.0
γ 155.0	0.0	0.0	0.0	0.0
γ 156.0	0.0	0.0	0.0	0.0
γ 157.0	0.0	0.0	0.0	0.0
γ 158.0	0.0	0.0	0.0	0.0
γ 159.0	0.0	0.0	0.0	0.0
γ 160.0	0.0	0.0	0.0	0.0
γ 161.0	0.0	0.0	0.0	0.0
γ 162.0	0.0	0.0	0.0	0.0
γ 163.0	0.0	0.0	0.0	0.0
γ 164.0	0.0	0.0	0.0	0.0
γ 165.0	0.0	0.0	0.0	0.0
γ 166.0	0.0	0.0	0.0	0.0
γ 167.0	0.0	0.0	0.0	0.0
γ 168.0	0.0	0.0	0.0	0.0
γ 169.0	0.0	0.0	0.0	0.0
γ 170.0	0.0	0.0	0.0	0.0
γ 171.0	0.0	0.0	0.0	0.0
γ 172.0	0.0	0.0	0.0	0.0
γ 173.0	0.0	0.0	0.0	0.0
γ 174.0	0.0	0.0	0.0	0.0
γ 175.0	0.0	0.0	0.0	0.0
γ 176.0	0.0	0.0	0.0	0.0
γ 177.0	0.0	0.0	0.0	0.0
γ 178.0	0.0	0.0	0.0	0.0
γ 179.0	0.0	0.0	0.0	0.0
γ 180.0	0.0	0.0	0.0	0.0